

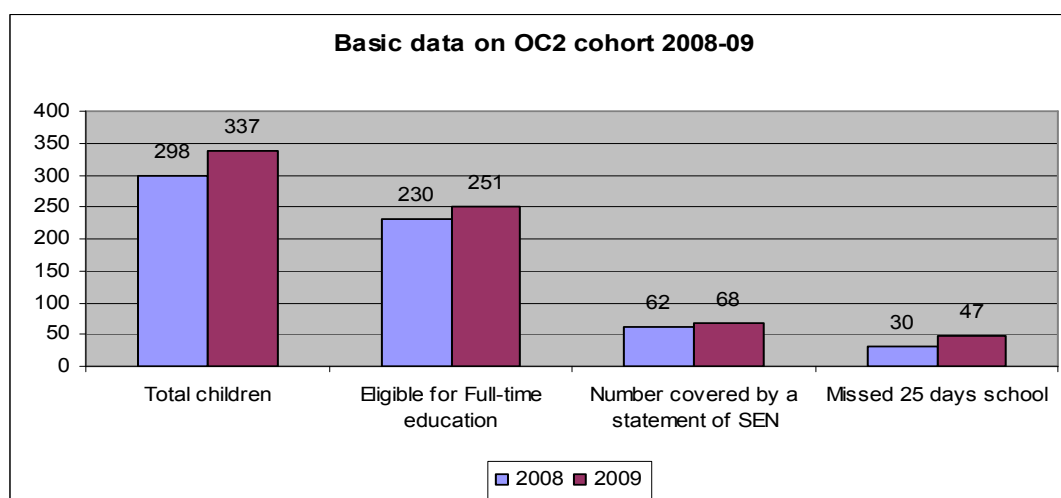
## Appendix 1 - Summary of OC2 Statistical return 2008-09

### 1. Coverage of OC2

The OC2 is an annual return to the DCSF that looks at the health and education outcomes of children who have been in care for at least 12 months at 30<sup>th</sup> September.

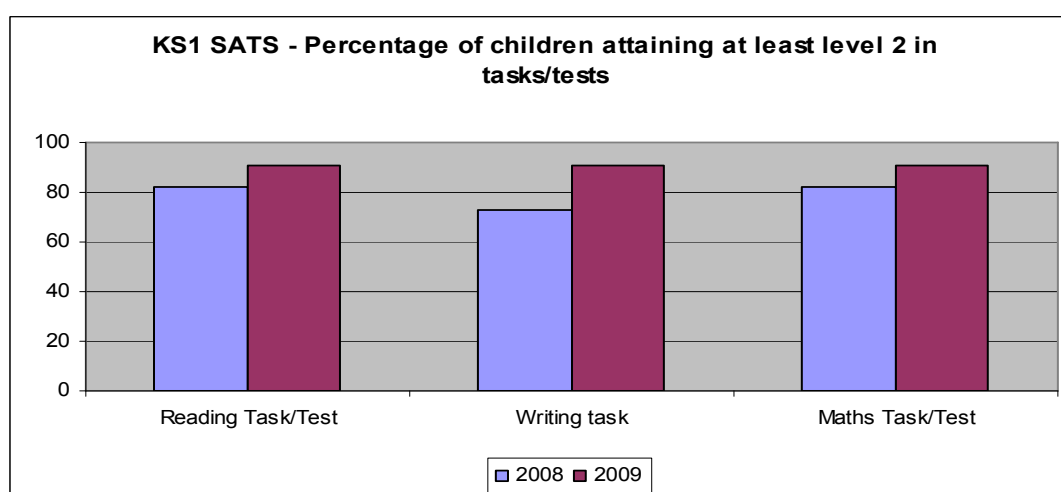
### 2. General Information and education

At 30 September 2009 there were 337 children in care to Haringey who had been looked after for at least 12 months. Of these, 251 were eligible for full-time education, 68 (27%) were covered by a statement of Special Educational needs and 47 (18.8%) had missed at least 25 days schooling during the academic year.



### 3. Key Stage 1

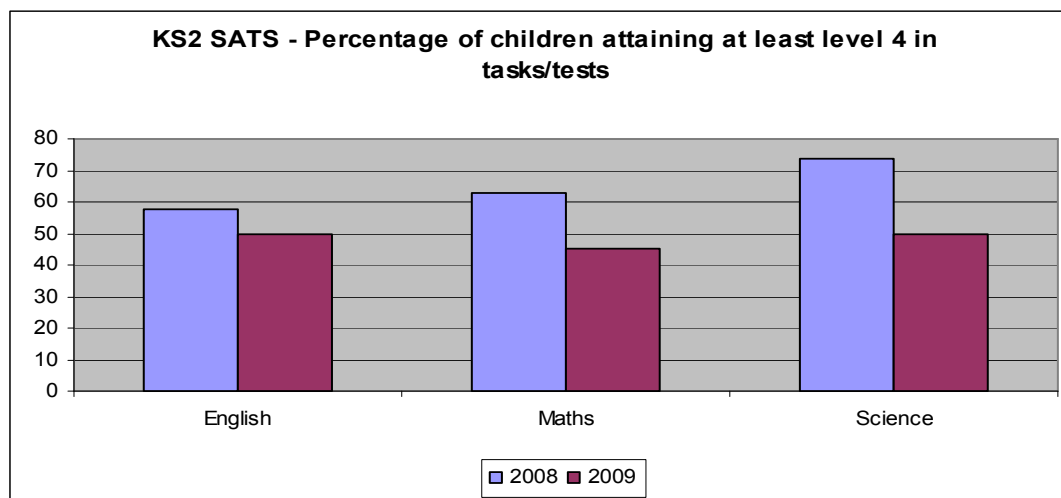
KS1 covers children in year 2 at school who attained at least level 2 in the reading tasks/tests or who attained at least level 3 in the reading comprehension test and at least level 2 in the writing and maths tasks. There was an improvement on the 2008 position in all areas with 91% of children achieving at least level 2 in all areas.



### 4. Key Stage 2

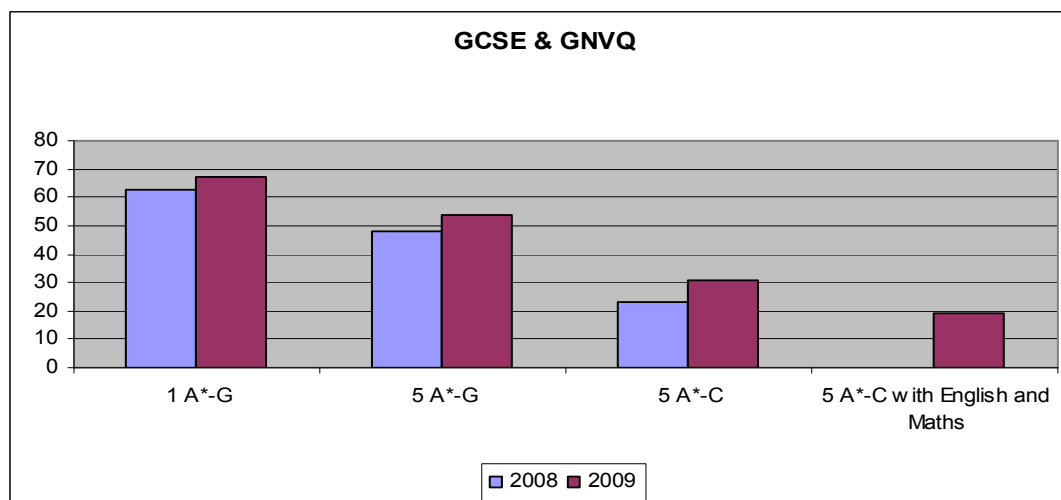
KS2 covers children in year 6 at school who attained at least level 4 in English, Maths and Science. In 2009 the results at KS2 were lower in all subjects compared to 2008. However, we are still in line with the averages for all children in care in

England (2008 data) in English and maths. Our outturns for 2009 were: English 50%, Maths 45% and Science 50%.



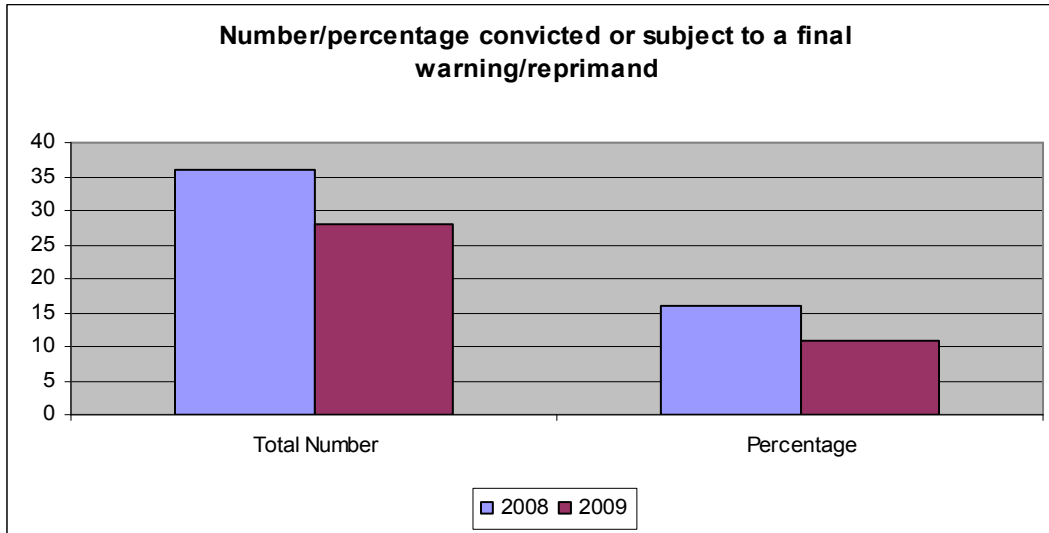
### 5. Key Stage 4 (GCSE)

There were improvements in GCSE results in 2009 for our children in care in the OC2 cohort and our achieved above the average level of all children in England (2008). A new indicator was introduced this year which measures the percentage of children who attained at least 5 GCSEs at grade A\*-C including English and maths. 18.75% of Haringey's children in Care achieved this.



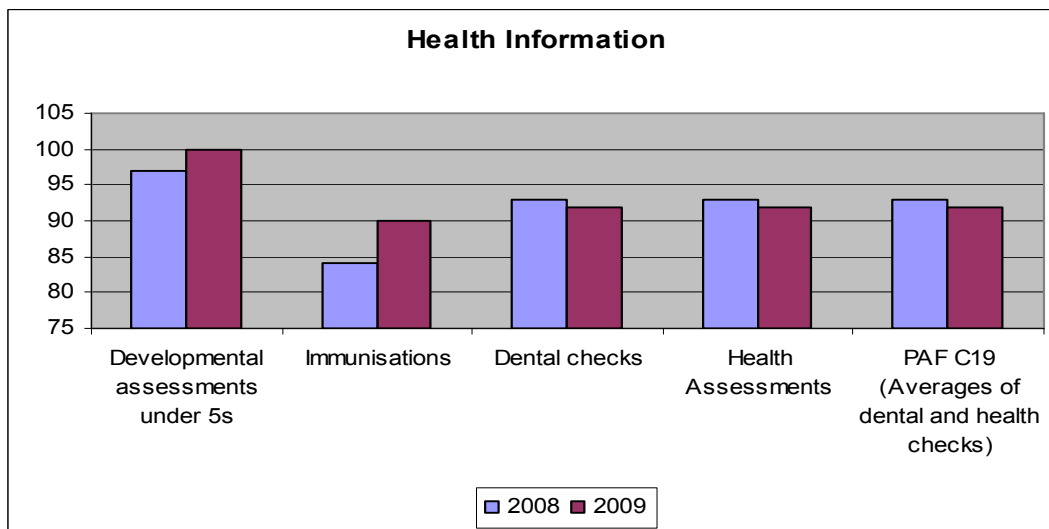
### 6. Offending

This indicator looks at the number of young people in care aged 10 and over who were convicted or subject to a final warning or reprimand during the year for an offence committed while being looked after. There was a reduction this year in the number of children offending – from 36 (16.1%) to 28 (11.4%). The PAF indicator (PAFC18) will be available when the official results are published. This is the proportion of children in care who received a caution or conviction during the year against all children aged 10 and over in the police force area who received a caution or conviction.



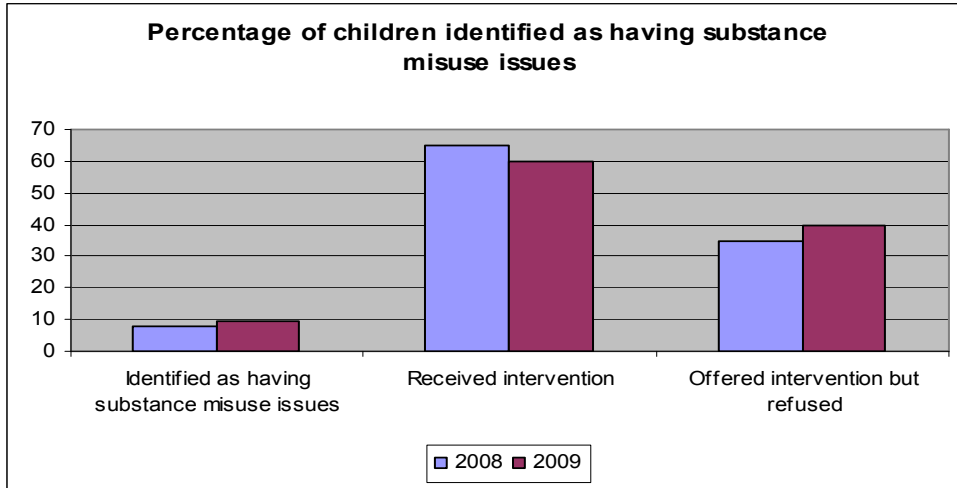
### 7. Developmental checks, immunisations, health assessments and dental checks

45 children under 5 were due to have a developmental check and 100% were up to date. 90% of children had up to date immunisations which was an improvement on last year's position of 84%. The average of health and dental checks in timescale (PAF C19) was slightly lower than last year with an outturn of 91.2% compared to 92.9% in 2008. The England average in 2008 for this indicator was 86.9%.



### 8. Substance Misuse

20 children and young people (aged 12 and over) were identified as having substance misuse issues. This is assessed by Social Workers completing a form with young people. Of these, 12 (60%) received some form of intervention for their substance misuse and 8 (40%) were offered intervention but refused.



**9. Position at Post 16**

44 (91.7%) of all young people leaving school were in education, training or employment at 30 September and 4 (8.3%) were unemployed for reasons other than health or disability.

